

MPRE Overview

The purpose of the MPRE is to measure candidates' knowledge and understanding of established standards related to the professional conduct of lawyers.

It is a two-hour, 60-question multiple-choice test offered three times a year. The exam is computer-based and administered at a testing center.

Scores are reported on a scale from 50 (low) to 150 (high). Passing scores are established by each jurisdiction and range from 75-86.

Dates, Deadlines, and Fees

Test Administration	Recommended Submission Date to Apply for Accommodations	Registration Deadline Fee: \$160
March 26 or 27, 2024	December 5, 2023	January 25, 2024
August 13 or 14, 2024	April 24, 2024	June 12, 2024
November 7 or 8, 2024	July 24, 2024	September 18, 2024

Registration

Registration is a multistep process. Make sure to follow the steps listed on the [National Conference of Bar Examiners \(NCBE\)](#) website.

Preparing for the MPRE

- Typical study plan is 20 hours over 2 weeks.
- You should know the topics tested on the MPRE. Check out the official [MPRE Subject Matter Outline](#).

Topic	% of Questions
Regulation of the Legal Profession	6-12%
The Client-Lawyer Relationship	10-16%
Client Confidentiality	6-12%
Conflicts of Interest	12-18%
Competence, Legal Malpractice, and Other Civil Liability	6-12%
Litigation and Other Forms of Advocacy	10-16%
Transactions and Communications With Persons Other Than Clients	2-8%
Different Roles of the Lawyer	4-10%
Safekeeping Funds and Other Property	2-8%
Communications About Legal Services	4-10%
Lawyers' Duties to the Public and the Legal System	2-4%
Judicial Conduct	2-8%

- Review the definitions of [Key Words and Phrases](#) for the MPRE on the NCBE website.





Attorney	Subject to Discipline	May or Proper
Subject to Litigation Sanction	Subject to Disqualification	Subject to Civil Liability
Subject to Criminal Liability	Disciplinary Authority	Lawyer-Client or Client-Lawyer Relationship

- Complete practice questions and review explanations.

Test Day Procedures

Plan to arrive at the testing center 30 minutes early. Your total time at the testing center will be 2 ½ - 3 hours.

You must bring 2 forms of original, unexpired identification. Review the NCBE website for details on permissible forms of identification and what items are permitted in the exam room.

	Testing center will provide you with an erasable note board and marker during test.	You may not write on the note board until the exam begins.	
	You will have 5 minutes to review the MPRE instructions and certification screen before the exam begins.	There are no breaks. If you take a break, your test time will not stop.	

Exam Results

MPRE scores are typically released within 5 weeks from the date of the exam and are posted to your NCBE account.



IMPORTANT NOTE:

MPRE scores only remain available in your NCBE account file cabinet until the next MPRE administration. It is your responsibility to access and save your score during that time. After that time, you must request an unofficial score transcript from MPRE Score Services.



To sign up for the FREE Helix MPRE course, scan the QR code or go to HelixBarReview.org/helix-mpre.